



00010178 Soundking AK20GR | 00009806 Soundking AK20RA  
00010176 Soundking AK20BA | 00010177 Soundking AK20G



## Instruction manual

Version 10.2020



---

© 2020

This manual is protected by copyright. Reproduction of these operating instructions, even in part, is only permitted with the permission of Musikhaus Kirstein GmbH. The same applies to the reproduction or copying of images, even in modified form.

## Content

<b>General safety instructions</b> .....	<b>3</b>
<b>Soundking AK20 GR</b> .....	<b>4</b>
<b>Soundking AK20 RA</b> .....	<b>5</b>
<b>Soundking AK20 BA</b> .....	<b>6</b>
<b>Soundking AK20 G</b> .....	<b>7</b>
<b>WEEE-Erklärung (Waste of Electrical and Electronic Equipment)</b> .....	<b>8</b>

Thank you for choosing this product.

To ensure that you are fully satisfied with this product, please read this manual carefully before using our product. Keep this manual in a safe place. The manual must be passed on to all subsequent users.



Observe operating instructions!



The signal word **WARNING** indicates dangers which can lead to serious injury if no precautionary measures are taken.



The signal word **NOTE** indicates general precautions to be taken when handling the product.



Images and screen displays in this manual may differ slightly from the appearance of the actual product, as long as this does not have a negative effect on the technical properties and safety of the product.



All personal formulations in these operating instructions are to be considered gender-neutral.

These operating instructions apply to persons who have been supervised or instructed in the operation of the device by a person responsible for their safety and who have demonstrated that they are capable of handling the device.



**Children should be supervised to ensure that they do not play with the appliance.  
Do not leave children unattended.**

All information in this manual has been checked to the best of our knowledge and belief. However, neither the author nor the publisher can be held liable for any damages in connection with the use of this manual.

Other product, brand and company names mentioned in this document may be the trademarks of their respective owners. The user of this document is responsible for compliance with all applicable copyright laws.



## **General safety instructions**

- To reduce the risk of fire or shock, do not expose this unit to rain or moisture.
- Maintenance and repair must be carried out by qualified service personnel. Never open the enclosure yourself.
- Before connecting to the power supply, make sure that the voltage corresponds to the operating voltage of the unit.
- The unit has ventilation slots to protect it from overheating. These must remain free so as not to obstruct the air circulation.
- Avoid excessive heat, humidity, dust and vibration.
- Only use the AC adapter supplied with the product.
- Before switching on the unit, set the volume control to the minimum volume.
- To replace the fuse, qualified service personnel must disconnect the power supply. Only the same fuse, which is already installed ex works, may be used.
- Only use a soft, dry cloth to clean the unit.

## Soundking AK20 GR



**Volume Clean:** This knob can be used to adjust the volume in the clean channel

**Gain Overdrive:** Here you can control the intensity of the distortion

**Volume Overdrive:** Turn this control to adjust the volume in the overdrive channel

**Treble:** Here you can adjust the tonal height in the mix

**Middle:** Here you can adjust the tonal midrange in the mix

**Bass:** Here you can adjust the tonal bass part in the mix

**Reverb:** Here you can adjust the intensity of the reverb

### Specifications

Performance	20 Watt RMS, 60 Watt PEAK
Equalizer	treble, middle, bass
Output impedance	4-Ohm 8" Speaker
Connections	Instrument input, headphone output, connection for external speaker (8 ohms minimum)
Weight	7kg
Dimensions	346mm width x 343mm height x 192mm depth
Input power	220V - 240V / 50 Hz
Fuse	T500mA H/250V

## Soundking AK20 RA



**Depth Overdrive:** Turn these knobs to adjust the volume in the overdrive channel and adjust the depth of the sound

**Volume Clean:** This knob can be used to adjust the volume in the clean channel

**Treble:** Here you can adjust the tonal height in the mix

**Middle:** Here you can adjust the tonal midrange in the mix

**Bass:** Here you can adjust the tonal bass part in the mix

**Presence:** By adjusting this control, the treble is emphasised or attenuated

**Reverb:** Here you can adjust the intensity of the reverb

### Specifications

Performance	20 Watt RMS, 60 Watt PEAK
Equalizer	Treble, Middle, Bass, Presence
Output impedance	8-Ohm 8" Speaker
Connections	Instrument Input, Headphone Output, Effect Loop (Return & Send)
Weight	7,2kg
Dimensions	358mm width x 341mm height x 192mm depth
Input power	220V - 240V / 50 Hz
Fuse	T500mA H/250V

## Soundking AK20 BA



**Volume:** This knob can be used to adjust the volume in the clean channel

**Treble:** Here you can adjust the tonal height in the mix

**Middle:** Here you can adjust the tonal midrange in the mix

**Bass:** Here you can adjust the tonal bass part in the mix

**Presence:** By adjusting this control, the treble is emphasised or attenuated

### Specifications

Performance	20 Watt RMS, 60 Watt PEAK
Equalizer	Treble, Middle, Bass, Presence
Output impedance	8-Ohm 8" Speaker
Connections	Instrument input, headphone output
Weight	7,5kg
Dimensions	368mm width x 372mm height x 210mm depth
Input power	220V - 240V / 50Hz
Fuse	T500mA H/250V



## Soundking AK20 G



**Volume Clean:** This knob can be used to adjust the volume in the clean channel

**Gain Overdrive:** Here you can control the intensity of the distortion

**Volume Overdrive:** Turn this control to adjust the volume in the overdrive channel

**Treble:** Here you can adjust the tonal height in the mix

**Middle:** Here you can adjust the tonal midrange in the mix

**Bass:** Here you can adjust the tonal bass part in the mix

### Specifications

Performance	20 Watt RMS, 60 Watt PEAK
Equalizer	treble, middle, bass
Output impedance	4-Ohm 8" Speaker
Connections	Instrument input, headphone output, connection for external speaker (8 ohms minimum)
Weight	7kg
Dimensions	346mm width x 343mm height x 192mm depth
Input power	220V - 240V / 50Hz
Fuse	T500mA H/250V

## **WEEE-Erklärung (Waste of Electrical and Electronic Equipment)**

Your product has been designed and manufactured using high quality materials and components that are recyclable and reusable. The symbol means that your product must be disposed of separately from household waste at the end of its life.

Dispose of this unit at your local collection or recycling point.

Please help to protect the environment in which we all live.

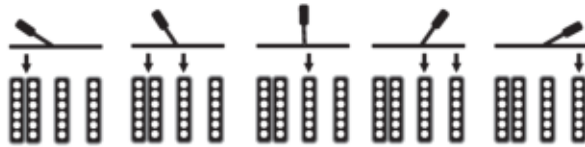
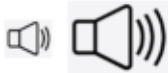
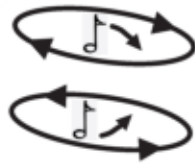
All technical data and appearances can be changed without prior notice. All information was correct at the time of printing. Musikhaus Kirstein GmbH does not guarantee the correctness or completeness of the descriptions, photos or statements contained in this manual. Printed colours and specifications may differ slightly from the product. Products of Musikhaus Kirstein GmbH are only sold through authorised dealers. Distributors and dealers are not representatives of Musikhaus Kirstein GmbH and are not authorised to legally bind Musikhaus Kirstein GmbH in any way.

 **KIRSTEIN.de**

**Musikhaus Kirstein GmbH  
Bernbeurer Straße 11  
86956 Schongau - Germany**



# ROCK TILE



## WEEE Erklärung (Waste of Electrical and Electronic Equipment)



Ihr Produkt wurde mit hochwertigen Materialien und Komponenten entworfen und hergestellt, die recycelbar sind und wiederverwendet werden können. Dieses Symbol bedeutet, dass elektrische und elektronische Geräte am Ende ihrer Nutzungsdauer vom Hausmüll getrennt entsorgt werden müssen. Bitte entsorgen Sie dieses Gerät bei Ihrer örtlichen kommunalen Sammelstelle oder im Recycling Center. Bitte helfen Sie mit, die Umwelt, in der wir leben, zu erhalten.

## WEEE Declaration (Waste of Electrical and Electronic Equipment)

Your product is designed and manufactured with high quality materials and components that are recyclable and can be reused. This symbol means that electrical and electronic equipment must be disposed of separately from household waste at the end of its life. Please dispose of this device at your local municipal collection point or recycling center. Please help preserve our environment.

**VORSICHTSMASSNAHMEN (BITTE SORGFÄLTIG DURCHLESEN)** Kinder sollten beaufsichtigt werden, um sicherzustellen, dass sie dieses Produkt nicht als Spielzeug verwenden. Lassen Sie Kinder niemals unbeaufsichtigt mit dem Verpackungsmaterial spielen. Warnhinweise: Stellen Sie das Produkt stets auf eine geeignete Oberfläche ab, um ein Wackeln oder Umfallen zu verhindern. Vorsichtsmaßnahmen: Um Schäden am Produkt zu vermeiden, stellen Sie es nicht an Plätze mit hohen Temperaturen oder viel Staub, stellen Sie es nicht direkt neben eine Klimaanlage und vermeiden Sie direkte Sonneneinstrahlung. Wenden Sie im Umgang mit dem Produkt keinerlei Gewalt an und stellen Sie keine zu schweren Gegenstände darauf. Ort: Setzen Sie das Produkt nicht den folgenden Bedingungen aus, um Verformungen, Verfärbungen oder größere Schäden zu vermeiden: Direktes Sonnenlicht, extreme Temperatur oder Luftfeuchtigkeit, übermäßig staubiger oder schmutziger Ort, starke Vibrationen oder Stöße. Reinigung: Reinigen Sie das Produkt nur mit einem weichen, trockenen Tuch. Verwenden Sie keine Farbverdünner, Lösungsmittel, Reinigungsflüssigkeiten oder chemisch imprägnierte Wischtücher. Handhabung: Üben Sie keine übermäßige Kraft auf Bedienelemente wie z.B. Schalter, Knöpfe, Tasten aus. Technische Änderungen und Änderungen im Erscheinungsbild sind vorbehalten. Alle Angaben entsprechen dem Stand bei Drucklegung. Für die Richtigkeit und Vollständigkeit der enthaltenen Beschreibungen, Abbildungen und Angaben übernimmt Musikhaus Kirstein GmbH keinerlei Gewähr. Abgebildete Farben und Spezifikationen können geringfügig vom Produkt abweichen. Musikhaus Kirstein GmbH - Produkte sind nur über autorisierte Händler erhältlich. Distributoren und Händler sind keine Handlungsbevollmächtigten von Musikhaus Kirstein GmbH und haben keinerlei Befugnis, die Musikhaus Kirstein GmbH in irgendeiner Weise, sei es ausdrücklich oder durch schlüssiges Handeln, rechtlich zu binden. Diese Bedienungsanleitung ist urheberrechtlich geschützt. Jede Vervielfältigung, bzw. jeder Nachdruck, auch auszugsweise, und jede Wiedergabe der Abbildungen, auch in verändertem Zustand, ist nur mit schriftlicher Zustimmung der Firma Musikhaus Kirstein GmbH gestattet.

**PRECAUTIONS (PLEASE READ CAREFULLY)** Children should be supervised to ensure that they do not use this product as a toy. Never let children play with the packaging material unsupervised. Warning: Always place the product on a suitable surface to prevent it from wobbling or falling over. Precautions: To avoid damage to the product, do not place it in places with high temperatures or a lot of dust, do not place it directly next to an air conditioner and avoid direct sunlight. Do not use force when handling the product and do not place objects that are too heavy on it. Location Do not expose the product to the following conditions to avoid warping, discoloration, or major damage: direct sunlight, extreme temperature or humidity, excessively dusty or dirty location, strong vibration or shock. Cleaning: Only clean the product with a soft, dry cloth. Do not use paint thinners, solvents, cleaning fluids, or chemically impregnated wipes. Handling: Do not exert excessive force on controls such as Switches, buttons, buttons off. Technical changes and changes in appearance are reserved. All information corresponds to the status at the time of printing. Musikhaus Kirstein GmbH assumes no liability for the correctness and completeness of the descriptions, illustrations and information contained. Shown colors and specifications may differ slightly from the product. Musikhaus Kirstein GmbH - Products are only available through authorized dealers. Distributors and dealers are not authorized representatives of Musikhaus Kirstein GmbH and have no authority to bind Musikhaus Kirstein GmbH legally in any way, be it expressly or through coherent action. This manual is protected by copyright. Any duplication or reprint, even in part, and any reproduction of the images, even in a modified state, is only permitted with the written consent of Musikhaus Kirstein GmbH.