



Pronomic C-Series, passive

Art. No. 00090914, 00090915, 00090917, 00090918



Operating instructions

Version 07/2025

These operating instructions are protected by copyright. Reproduction of these operating instructions, even in part, is only permitted with the consent of Musikhaus Kirstein GmbH. The same applies to the reproduction or copying of images, even in modified form.

Content

Intended use	3
Technical specifications	4
Connections of the loudspeaker module	5
Loop through loudspeakers	6
Connections of the loudspeaker module	6
WEEE Declaration	7

Thank you for choosing this product.

To ensure that you are completely satisfied with this product, please read carefully and understand this instruction manual before using our product. Keep these operating instructions in a safe place. The operating instructions must be passed on to all subsequent users.



Observe the operating instructions!



WARNUNG

The signal word **WARNING** indicates hazards that can lead to serious injuries if no precautionary measures are taken.



HINWEIS

The signal word **NOTE** indicates general precautions that should be observed when handling the product.



HINWEIS

Images and screen representations in this manual may differ slightly from the appearance of the actual product, as long as this does not negatively affect the technical characteristics and safety of the product.



HINWEIS

All person-related formulations in these operating instructions are to be regarded as gender-neutral.

These operating instructions apply to persons who have been supervised or instructed in the operation of the device by a person responsible for their safety and who have proven that they can handle the device.



WARNUNG

Children should be supervised to ensure that they do not play with the appliance. Do not leave children unattended.

All information in these operating instructions has been checked to the best of our knowledge and belief. However, neither the author nor the publisher can be held liable for any damages in connection with the use of these operating instructions.

Other product, brand and company names mentioned in this document may be the trademarks of their respective owners. Compliance with all applicable copyright laws is the responsibility of the user of this document.

Intended use

WARNUNG

- Only use the product in accordance with the instructions given here. In the event of damage caused by failure to observe these instructions for use, the warranty will be invalidated! Musikhaus Kirstein GmbH accepts no liability for any resulting damage.
- Unauthorized conversions or modifications to the product are not permitted for safety reasons and will also void the warranty.
- Loudspeaker systems can tip over in an emergency and cause injuries and property damage. Therefore, keep the immediate area around the speaker system clear and make sure that no persons are in this area.
- Make sure that the installation complies with the standards and regulations in force in your country.
- This product is intended for indoor use only.
- Check the article for possible damage before putting it into operation.
- You can use a slightly damp cloth for cleaning.
- The installation is only permitted on a stable and solid base. An appropriate substructure may have to be provided.
- Do not operate the speaker with overload to avoid damage to the speakers.
- Do not place any open light sources (candles, etc.) on or near the product.
- Operate this product only from a grounded AC outlet.
- Do not allow liquids or moisture to enter the housing.
- Disconnect the device from the mains when not in use.
- Have the fuse checked or replaced by trained personnel only. Disconnect the device from the mains beforehand.
- Unplug this apparatus during lightning storms.
- The device does not contain any user-serviceable parts. Always consult properly trained personnel for this purpose.
- Route the power cord so that people cannot fall over it.
- Turn the volume control to the lowest setting before turning on the power.
- The device contains live parts. Therefore, do not open the housing.
- Do not place any metal objects on the device.
- Do not install near any heat sources such as radiators.
- Do not cover the ventilation openings.
- Handle the power cord with care and do not damage it. A faulty or damaged power cord may cause electric shock and malfunction.
- Do not plug or unplug the power cord with wet hands.
- To reduce the risk of fire or electric shock, do not expose this apparatus to rain or moisture.
- If the unit has not been used for a long time, condensation may form. Allow the unit to reach room temperature before operating.
- Do not exert force on the controls.
- Keep the product away from electronic devices as they may cause interference.
- Keep the original packaging for warranty claims and safe transport.

Technical specifications

Model	C-208 MP	C-210 MP	C-212 MP	C-215 MP
Type	Passive Speaker Box	Passive Speaker Box	Passive Speaker Box	Passive Speaker Box
Woofers	8"	10"	12"	15"
Tweeter / Horn	1" Coil	1" Coil	1,75" Titanium	1,75" Titanium
Power (PEAK)	600 W	800 W	1200 W	1400 W
Power (RMS)	150 W	200 W	300 W	350 W
Frequency response	60 Hz - 20 kHz	50 Hz - 20 kHz	40 Hz - 20 kHz	35 Hz - 20 kHz
Impedance	8 Ohm	8 Ohm	8 Ohm	8 Ohm
Connections	Speakon compatible	Speakon compatible	Speakon compatible	Speakon compatible
SPL max.	120 dB	123 dB	126 dB	127 dB
SPL @ 1W/1m	93 dB	94 dB	95 dB	96 dB
Crossover frequency	3,5 kHz	2,8 kHz	2,5 kHz	2,5 kHz
Flange	35 mm	35 mm	35 mm	35 mm
Housing	Plastic housing / wood optic	Plastic housing / wood optic	Plastic housing / wood optic	Plastic housing / wood optic
Dimensions	29 x 47 x 26,5 cm	34 x 53,5 x 32 cm	37,5 x 59,5 x 36,5 cm	45 x 69,5 x 39 cm
Weight	10,4 kg	13,9 kg	18,5 kg	24,2 kg

Connections of the loudspeaker module

The passive loudspeakers of the Pronomic C-Series have 2-pole Speakon compatible parallel loudspeaker connectors.

For optimum performance, it is important to use cables designed specifically for speakers. Do not use shielded "guitar" signal cables to connect these speakers.

The selection of the appropriate cable diameter is important for the operation of the article. If the cable is too thin, amplifier power may be wasted due to the resistance of the cable.

In addition, there may be a loss of low frequency power due to a degraded damping factor.

The following table shows the appropriate minimum cable cross-section for various cable lengths and speaker impedance combinations.

When using this table, remember that two 8-ohm speakers connected in parallel are equivalent to a 4-ohm load.

Kabel Länge In m	Quer- schnitt in mm ²	Widerstand Ohm	Leistungsverlust	
			8 Ohm	4 Ohm
10m	0,75	0,420	5,25%	10,5%
	1,50	0,250	3,13%	6,26%
	2,50	0,130	1,63%	3,25%
	4,0	0,080	1,00%	2,00%
20m	0,75	0,840	10,50%	21,0%
	1,50	0,500	6,25%	12,5%
	2,50	0,260	3,25%	6,50%
	4,0	0,160	2,00%	4,00%
50m	0,75	2,100	26,25%	52,5%
	1,50	1,250	15,63%	31,2%
	2,50	0,650	8,13%	16,2%
	4,0	0,400	5,00%	10,0%

Loop through loudspeakers

If too many speakers are driven by a single amplifier channel, the amplifier may be damaged and/or audio performance may be degraded.

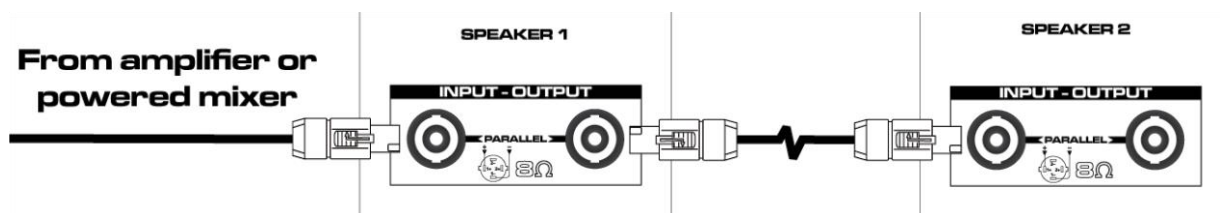
To calculate the combined impedance of several identical speakers (same ohm number) in parallel, please use the following formula:

$$\frac{\text{Impedance of a single loudspeaker } (\Omega)}{\text{Number of speakers connected in parallel}} = \text{amplifier load in } \Omega$$

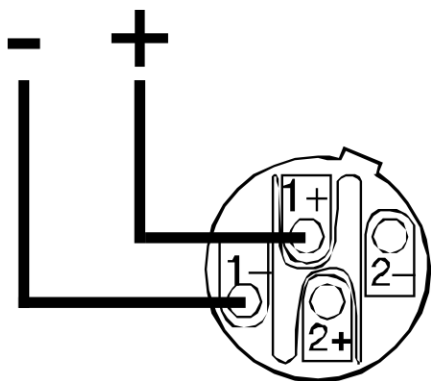
It must be ensured that the specified minimum load of the amplifier (often 4 Ω) is not undercut.

Connections of the loudspeaker module

The two sockets on the back of the passive Pronic C-Series are wired in parallel. This means that everything you connect to the input socket is simultaneously passed on to another speaker via the output socket.



Occupancy



1. Input: This input allows you to connect an active speaker to your passive speaker using Speakon compatible speaker cable.

2. Output: This output allows you to connect your passive speaker to another passive speaker using Speakon compatible speaker cable.

WEEE Declaration

(Waste of Electrical and Electronic Equipment)

Your product has been designed and manufactured using high quality materials and components that are recyclable and reusable. The symbol means that your product must be disposed of separately from household waste at the end of its life.


Dispose of this device at your local collection or recycling point.

Please help protect the environment in which we all live.

All specifications and appearances are subject to change without notice. All information was correct at the time of going to press. Musikhaus Kirstein GmbH does not warrant the accuracy or completeness of the descriptions, photographs or statements contained in this manual. Printed colors and specifications may vary slightly from the product. Products of Musikhaus Kirstein GmbH are sold only through authorized distributors. Distributors and dealers are not representatives of Musikhaus Kirstein GmbH and are not authorized to legally bind Musikhaus Kirstein GmbH in any way.



Musikhaus Kirstein GmbH
 Bernbeurener Str. 11
 86956 Schongau – Germany
info@kirstein.de
 Telefon/Phone: 0049-8861-909494-0
 Telefax/Fax: 0049-8861-909494-19



Points de collecte sur www.quefairedemesdechets.fr
 Privilégiez la réparation ou le don de votre appareil !