

STAGECAPTAIN

— STRONG  THINGS —

Stagecaptain SPK-100 Emil Vinyl Record Box

ArtNr.: 00070719 (Brown) / ArtNr.: 00070724 (Black) / ArtNr.: 00077987 (Grey)
ArtNr.: 00106795 (Bamboo Natural) / ArtNr.: 00107146 (Bamboo Brown)



Assembly Manual

Version: 09.2024

© 2024

This manual is protected by copyright. Any copying or reprint, even in excerpts, is only allowed with written consent of Musikhaus Kirstein GmbH. The same applies to reproduction or copying of images, even in altered form.

Content

Detailed Safety Instructions:	2
Box Contents	3
Assembly of the Vinyl Record Box	4
Cleaning	6

Thank you for purchasing our product. To ensure you will be completely satisfied with this product, read and understand this manual carefully before use. Keep the manual in a safe place. The manual must be passed on to all subsequent users.




Follow the assembly manual!



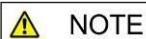
WARNING

The signal word **WARNING** identifies hazards, which can result without precautions in serious injury.




NOTE

The signal word **NOTE** indicates general precautions, which should be observed in handling the product.



NOTE

Images used in this manual may differ slightly from the actual product, as long as it has no adverse effect on the properties and safety of the product.



NOTE

All personal formulations in these instructions are to be considered gender neutral.

These operating instructions apply to persons who have been supervised or instructed in the operation of the product by a person responsible for their safety and who have proven to be able to handle the product.



WARNING

Children should be supervised to ensure that they do not play with the product. Do not leave the children unattended.

All information contained in this assembly manual is accurate to the best of our knowledge and belief. Neither the author nor the publisher, however, can be held liable for damages or losses that arise in connection with the use of this assembly manual.

Other product, brand or company designations specified in this document are possibly the trademarks of their respective owners. Compliance with all applicable copyright laws is the responsibility of the user of this document.

Detailed Safety Instructions:

Please note the following safety notes to avoid malfunctions, damage or physical injury:

- Be careful when assembling the vinyl record box. Cordless screwdrivers and sharp screws may cause damage or injuries if handled careless.
- Do not use the vinyl record box as a stool or seating accommodation. The record box should also not be used as a transport trolley for heavy items. There is an acute risk of breakage.
- The maximum load capacity of the record box is 25 kg.

Box Contents



- Crate bottom with four wheels



- 2x thin side walls



- 2x front wall and back wall

- A bag of woodscrews

Assembly of the Vinyl Record Box



First, screw the back wall onto the side wall. Use one screw (25mm) for each wooden strut of the side wall.



Repeat this process and screw the front walls and back walls together to form a cuboid.



Put the crate bottom onto the cuboid as shown in the image above. You can already see that there are predrilled screw holes available to fix the crate bottom to the record box.



The wheels on the crate bottom are fixed with four screws. Two of these screws will already be screwed with the delivery per wheel. Fix the remaining 2 screws (20mm) to the wheels. Afterwards fix the crate bottom to the front wall and back wall using the preexisting screw holes.



Cleaning

Use a soft brush to avoid scratching the wooden surface as well as a damp cloth. Dust the record box from time to time. Do not use any chemicals to clean the vinyl record box.

All specifications and appearances are subject to change without notice. All information was correct at time of printing. Musikhaus Kirstein GmbH does not guarantee for the accuracy or completeness of any description, photograph or statement contained in this manual. Printed colors and specifications may vary slightly from product. Products from Musikhaus Kirstein GmbH are only sold through authorized dealer. Distributors and dealers are not agents of Musikhaus Kirstein GmbH and have no authority to bind Musikhaus Kirstein GmbH legally in any way.



Musikhaus Kirstein GmbH

Bernbeurener Str. 11

86956 Schongau – Germany

info@kirstein.de

Telefon/Phone: 0049-8861-909494-0

Telefax/Fax: 0049-8861-909494-19