



Pronomic USP Series HiFi Loudspeakers (pair)

Item No.: 00040387/00044859/00040388



Operating Manual

Revision: *-02-2020

© 2020

This manual is protected by copyright. Any copying or reprint, even in excerpts, is only allowed with written consent of Musikhaus KIRSTEIN GmbH. The same applies to reproduction or copying of images, even in altered form.

Thank you for purchasing this product. To ensure you will be completely satisfied with this product, read and understand this manual carefully before use. Keep the manual in a safe place. The Operating Manual must be passed on to all subsequent users.



Follow the Operating Manual!



WARNING

The signal word **WARNING** identifies hazards, which can result without precautions in serious injury.



NOTE

The signal word **NOTE** indicates general precautions, which should be observed in handling the product.



NOTE

Images used in this manual may differ slightly from the actual product, as long as it has no adverse effect on the properties and safety of the product.



NOTE

All personal formulations in these instructions are to be considered gender neutral.

These operating instructions apply to persons who have been supervised or instructed in the operation of the unit by a person responsible for their safety and who have proven to be able to handle the unit.



WARNING

Children should be supervised to ensure that they do not play with the unit. Do not leave the children unattended.

All information contained in this Operating Manual is accurate to the best of our knowledge and belief. Neither the author nor the publisher, however, can be held liable for damages or losses that arise in connection with the use of this Operating Manual.

Other product, brand or company designations specified in this document are possibly the trademarks of their respective owners. Compliance with all applicable copyright laws is the responsibility of the user of this document.

SAFETY





WARNING

Make sure that the unit is positioned so that no one can trip over the power cord.

- Do not use this product near water (e.g. near a bathtub, washbasin, kitchen sink, in a damp basement or near a swimming pool, etc.);
- Do not place this product near heat sources such as radiators, vents or other devices that generate unusual heat;
- Do not open this product. In the event of a malfunction, contact a qualified service technician or the dealer;
- Do not leave this product plugged in when not in use for a long time;
- Do not place any objects on the product.


Package Contents

	
<p>Speaker</p>	<p>User manual</p>

Technical Data and Specifications

	00040387 USP-430	00044859 USP-540	00040388 USP-660
Woofer	4" Polypropylene Cone	5,25" Polypropylene Cone	6,5" Polypropylene Cone
Tweeter	0,5" Mylar Dome	0,5" Mylar Dome	0,5" Mylar Dome
Frequency Response (±3dB)	90Hz - 20KHz	80Hz - 20KHz	70Hz - 20KHz
Sensitivity (1W/1M)	84dB	86dB	88dB
Impedance (Ω)	8	8	8
RMS-Power	30W (Peak 120W)	40W (Peak 160W)	60W (Peak 240W)
Transformer	/	/	/
Product Dimensions (mm)	172 x 150 x 217 mm	185 x 163 x 244 mm	218 x 190 x 298 mm

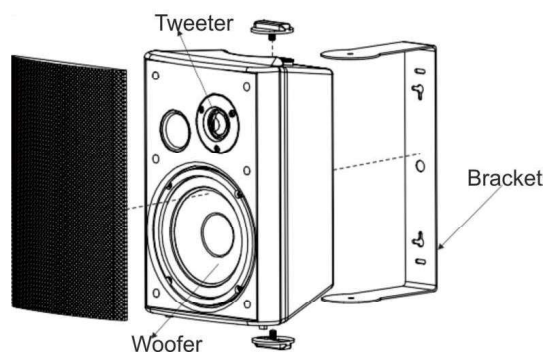
Important Safety Precautions

 **NOTE** Follow these safety precautions

1. Before installing on the wall, make sure the wall structure is reliable and the speaker can be attached securely.
2. Install the speaker in a location on the wall that can support the weight of the speaker and its mounting hardware. Otherwise, the device may fall and cause injuries.
3. Do not use nails, adhesives or other means that are not recommended in the operating instructions. The loudspeaker can easily fall off if it is used for a long period of time and vibrates.
4. Do not touch or damage the speaker membranes.
5. When connecting or disconnecting the connection cables, make sure that all involved devices are switched off.
6. The Musikhaus KIRSTEIN is not liable for personal injury caused by non-compliance with the safety recommendations and warnings. This also applies to all other damage in whatever form.

Installation / Connections

Using voltages, Impedancies and power amplifiers other than those specified on the device can irreparably damage the device.



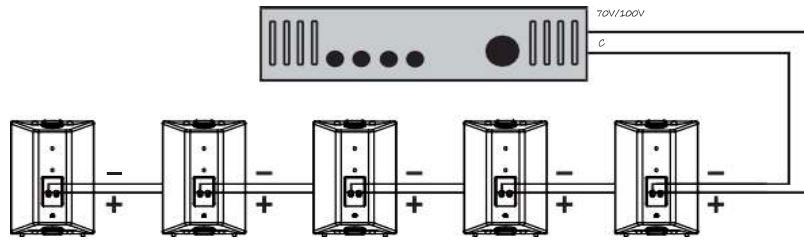
Find the right mounting position;

Attach the bracket to the wall with screws;

Attach the speaker-housing to the bracket with the fixation screws.

Connect the device

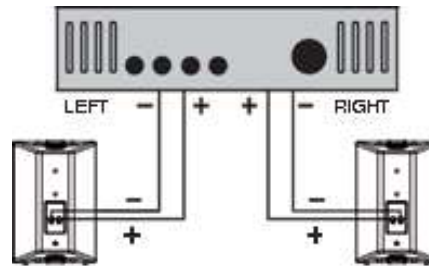
Pay attention to the correct polarity when connecting the speakers: + (red plug) / - (black plug).



EXAMPLE OF 70V/100V SYSTEM CONFIGURATION

NOTE

The total number of speakers multiplied by the tap value cannot exceed the output power (in watts) of the 70V/100V amplifier. The above example shows 5 total speakers. Using the 16W taps, you will need an amplifier with at least $(5) * (16) = 80W$. A good rule of thumb is to select an amplifier with 20% greater power; in this case, an amplifier that delivers about 100W.



2-CHANNEL AMPLIFIER WITH 8Ω OUTPUT

NOTE

Pay attention to the correct polarity for maximum bass performance.

CLEANING

Before cleaning, make sure that all involved devices are switched off. The speaker housing only needs to be dusted occasionally with a dry cloth. Please do not touch the membranes. Do not try to clean the speakers with chemical solvents as this can damage the paint surface or technical parts.

**WEEE Declaration
(Waste of Electrical and Electronic Equipment)**

Your product has been designed and manufactured using quality materials and components that are recyclable and reusable. The symbol means that your product must be disposed separately from household waste at the end of its service life.

Dispose of this equipment at your local collection point or recycling center.

Please help to protect the environment in which we all live.

All specifications and appearances are subject to change without notice. All information was correct at time of printing. Musikhaus Kirstein GmbH does not guarantee for the accuracy or completeness of any description, photograph or statement contained in this manual. Printed colors and specifications may vary slightly from product. Products from Musikhaus Kirstein GmbH are only sold through authorized dealer. Distributors and dealers are not agents of Musikhaus Kirstein GmbH and have no authority to bind Musikhaus Kirstein GmbH legally in any way.



Musikhaus Kirstein GmbH
Bernbeurener Str. 11
86956 Schongau – Germany
Telefon/Phone: 0049-8861-909494-0
Telefax/Fax: 0049-8861-909494-19

